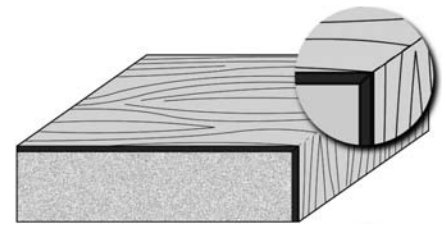


Lamin-Art®'s high-pressure decorative laminates and Veneer-Art® high-performance wood veneers offer many advantages—beauty, strength, durability, and economy. They are the ideal solution when a high-end look is desired, and application or budget constraints prevent the use of other solid surfacing materials. Edgebanding is often employed in laminate applications to create the illusion of a solid surface and eliminate unsightly “brown lines” at the surfaces edge. However any of the following finishing techniques can be specified or applied for a less “commercial” appearance that maximizes the design impact of your project.

■ THE MITER FOLD TECHNIQUE

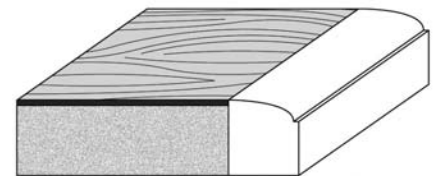
Undercut the materials using a routed bit to bevel the edge of the laminate or Veneer-Art® to a sharp 45 degrees. This will eliminate the “brown” line and give you the uniform look along the edge line. This technique is particularly effective when specifying or working with Lamin-Art®'s Premium Wood Prints and Veneer-Art high-performance wood veneers to achieve the appearance of a solid piece of wood.



MITER FOLD EDGE

■ THE SOLID EDGE TECHNIQUE

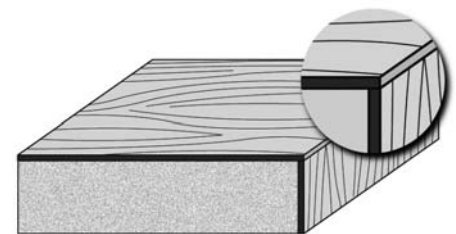
Use a solid piece of wood of the same species as the Premium Wood Print laminate or Veneer-Art® item that you have chosen in order to “blend” the surface to the edge. Our Premium Wood Print laminates are designed and manufactured to provide a realistic natural appearance that can easily blend with an edge made of the real wood species. You can even try a contrasting wood species for a different effect. Apply a wide edge or an ornamental, finely carved molding to add design impact to any furniture piece.



SOLID EDGE

■ THE SELF EDGE TECHNIQUE

Apply the same laminate or veneer to both horizontal and vertical surfaces for great results. Many of our products have a similarly colored core, resulting in minimal color contrast between our various laminates, high-performance wood veneers, and their edges.



SELF EDGE

IMPORTANT INFORMATION WHEN USING VENEER-ART®! Veneer-Art high-performance wood veneers are made with real wood and are therefore more sensitive to ambient conditions than high-pressure decorative laminate. No matter what technique you choose to finish your edges, it is critical that all edges of Veneer-Art be sealed with a diluted urethane to prevent moisture penetration. Please refer to our *How to install Veneer-Art High-Performance Wood Veneer* sheet for more details. For additional information on Veneer-Art, please refer to our website www.laminart.com or call our Customer Service Department at 800.323.7624.